



# A-dec 6300 Light Hub Tool

## INSTRUCTIONS FOR USE

Use the A-dec 6300 light hub tool to install WAGO connectors on lights with faulty wiring without the help of another person.

Other tools you will need include a 1/16" hex key and diagonal cutters.

1. Position the light away from its rotation stop.
2. Use a 1/16" hex key to loosen the set screw securing the post collar.



**TIP** Make sure the set screw is not touching the post or it could scratch the post in the next step.

3. Slide the post collar up and clamp the tool just above the slot for the key.



**CAUTION** Do not tighten the set screw to hold the post collar above the tool. It may scratch the paint. The post collar slides down and rests against the top of the tool.



**TIP** To adjust clamp tension, adjust the length of the u-bolt. See Figure 3.

4. Firmly grasp the flex arm and remove the key.



**NOTE** With the key removed, the flex arm is no longer secured to the rigid arm and will fall if you don't support it.

Figure 1. Raise the Post Collar




Figure 2. Prepare to Disengage the Flexarm


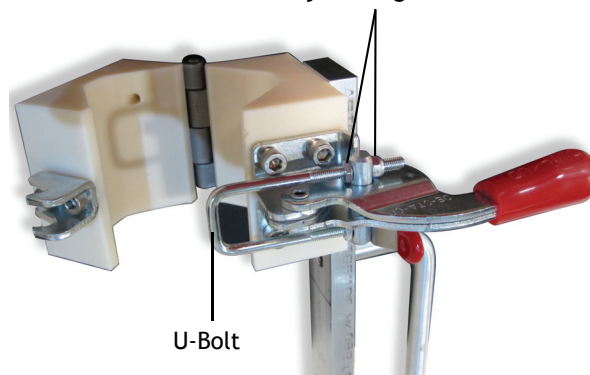



Figure 3. Adjust the Clamp Tension

Loosen Screws to Adjust Length of U-Bolt



5. Lower the flexarm into the base of the tool.
6. Complete your work on the light's wiring. For instructions on installing WAGO connectors, see *Two-Position Wire Connectors Installation Guide* (p/n 86.0094.00), which is included in the WAGO connectors kit (p/n 90.1176.00).

Figure 4. A-dec 6300 Dental Light Ready to be Serviced



## REGULATORY INFORMATION

Regulatory information is provided with A-dec equipment as mandated by agency requirements. This information is delivered in the equipment's *Instructions for Use* or the separate *Regulatory Information and Specifications* document. If you need this information, please go to the Document Library at [www.a-dec.com](http://www.a-dec.com).

### A-dec® Headquarters

2601 Crestview Drive  
Newberg, OR 97132 USA  
Tel: 1.800.547.1883 Within USA/Canada  
Tel: 1.503.538.7478 Outside USA/Canada  
Fax: 1.503.538.0276  
[www.a-dec.com](http://www.a-dec.com) / [www.a-dec.biz](http://www.a-dec.biz)

*A-dec Inc. makes no warranty of any kind with regard to the content in this document including, but not limited to, the implied warranties of merchantability and fitness for a particular purpose.*

